



# TSURUMI PUMP

Submersible Pump for Dewatering **Made in Japan** 

## KRS Series - Multi-purpose drainage pumps




Pump Range	Discharge Bore	Motor Output	Max Head (m)	Max Flow (m3/h)
KRS Series	3" - 8"	2.2kW - 22kW	1.7 - 22	60 - 720

## B Series - Channel Impeller Sewage and Wastewater Pumps



Pump Range	Discharge Bore	Motor Output	Max Head (m)	Max Flow (m3/h)
B Series	2" - 32"	0.4kW - 110kW	9 - 57	0.25 - 110

## C Series - Sewage Pumps with Cutter Impeller



Pump Range	Discharge Bore	Motor Output	Max Head (m)	Max Flow (m3/h)
C Series	2" - 8"	0.75kW - 37kW	22 - 70	6 - 102

## LH & LH-W Series - High Head Drainage Pumps



Pump Model	Discharge Bore	Motor Output	Max Head (m)	Max Flow (m3/h)
LH Series	4" to 8"	15kW - 110kW	42 - 176	2.1 - 6.5
LH-W Series	2" to 4"	3.0kW - 30kW	39 - 125	0.6 - 1.25

## SFQ Series - Corrosion Resistant Submersible Pumps





Pump Range	Discharge Bore	Motor Output	Max Head (m)	Max Flow (m3/h)
SFQ Series	2" - 8"	0.4kW - 11kW	5 - 43	15 - 120



**MAJU  
LANGGENG  
MANDIRI**

 [www.majulanggeng.co.id](http://www.majulanggeng.co.id)

 [mlm@majulanggeng.co.id](mailto:mlm@majulanggeng.co.id)

 Jakarta : (021)5851478

Surabaya : (031)5484492

Balikpapan : (0542)877368

Medan : (061)42065207

Bali : (0361)434088

Makassar : (0411)445123



**MAJU  
LANGGENG  
MANDIRI**

www.majulanggeng.co.id

mlm@majulanggeng.co.id

Jakarta : (021)5851478

Surabaya : (031)5484492

Balikpapan : (0542)877368

Medan : (061)42065207

Bali : (0361)434088

Makassar : (0411)445123

## HS & KTZ Series - Submersible Dewatering Pumps



**HS Series**



**KTZ Series**

Type	HS2.4S	HS2.7S	HS3.7S	KTZ21.5	KTZ22.2	KTZ23.7	KTZ31.5
Discharge Bore	2"	2"	3"	2"	2"	2"	3"
Motor Output	0.4kW	0.75kW	0.75kW	1.5kW	2.2kW	3.7kw	1.5kW
Voltage	230V	230V	230V	380V	380V	380V	380V
Capacity (m3/h)	1,5 – 12	1,5 – 13,5	1,5 – 18	6 – 24	6 – 30	6 – 24	6 – 36
Total Head (m)	1 – 12	3 – 18	2 – 20	5 – 21	5 – 25	16 – 35	2 – 12
Solids Passage	7 mm	7 mm	7 mm	8.5mm	8.5mm	8.5mm	8.5mm
Dry Weight	11.3 kg	16.8 kg	16.8 kg	34 kg	35 kg	60 kg	33 kg

Type	KTZ32.2	KTZ33.7	KTZ35.5	KTZ43.7	KTZ45.5	KTZ47.5	KTZ67.5
Discharge Bore	3"	3"	3"	4"	4"	4"	6"
Motor Output	2.2kW	3.7kW	5.5kW	3.7kW	5.5Kw	7.5kW	7.5kW
Voltage	380V	380V	380V	380V	380V	380V	380V
Capacity (m3/h)	6 – 48	6 – 54	6 – 66	15 – 84	15 – 108	15 – 78	15 – 120
Total Head (m)	3 – 20	3 – 27	5 – 32	2 – 18	2 – 22	13 – 40	5 – 32
Solids Passage	8.5mm	8.5mm	8.5mm	8.5mm	8.5mm	12mm	20mm
Dry Weight	34 kg	60 kg	74 kg	60 kg	74 kg	101 kg	101 kg



# TSURUMI PUMP

**Submersible Pump for Dewatering**

**Made in Japan**

